

## In the Name of God

### Islamic Republic of Iran Ministry of Health and Medical Education Deputy for Education

## Obstetrics & Gynecology Degree: Specialty

### Program Description

Obstetrics and Gynecology Residency Training program is necessary for training physicians in the fields of fetomaternal medicine and safe childbirth, gynecologic health and diseases screening programs.

Considering all scientific, procedural and research developments in this field and regarding changes in disease pattern and new community demands due to patients' higher knowledge, more qualified preventive and therapeutic technologies, an urgent need for upgrading the curriculum was felt. So with experts' evaluation of present curriculum and reviewing of selected foreign medical universities curricula, this new version was provided. Monitoring of its conduct is necessary.

### Definition and duration of the program:

Obstetrics and gynecology is a clinical specialty, which is focused on prevention specially screening, diagnosis, management and follow up of obstetrics/gynecologic patients, breast diseases, and other factors affecting women's health in this field and also it is about Fetomaternal care and intervention

During pregnancy /Normal Vaginal Delivery and related complications.

### Admission Requirements

- Holding an MD degree
- Having passed the National Entrance Exam

### Expected Competencies at the End of the Program

#### General Competencies\*

#### Specific Competencies and Skills

At the end of the program learners will be competent in the following skills:

- Vaginal Childbirth (normal , and complicated including malpresentation, instrumental delivery)
- Episiotomy
- Curettage (Molar pregnancy ,post abortion, diagnostic
- Cesarean section
- High risk pregnancy management
- Ectopic pregnancy Medical/operative management
- Pregnancy /gynecologic disease sonography
- IUD insertion /Extraction
- Abdominal hysterectomy
- Vaginal hysterectomy
- Myomectomy
- Anterior /posterior colporhaphy

- Colposcopy/ cervical biopsy
- Cryotherapy /Cauterization of cervix
- Amniocentesis
- Cerclage
- Diagnostic laparoscopy
- Diagnostic/operative hysteroscopy
- 3rd or 4th degree laceration repair
- Other(Uterine /Hypogastric artery ligation/Cesarean hysterectomy/Molar hysterectomy)

## Educational Strategies, Methods and Techniques\*

### Student Assessment (Methods and Types)

Assessment Methods:	Assessment Periods:
MCQ	2 times /year
DOPS	Annual
OSCE	Final
Portfolio	
Log Book	
Web based evaluation	
Article appraisal	
....	


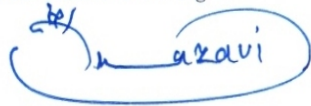

## Ethical Considerations\*

\*Note: The related document(s) can be found at <http://hcmeq.behdasht.gov.ir/>.

**The overall structure of the course:**

Site Of Training	Contents-Procedures	Year of Residency	Duration
Classroom, Hospital Conference Salons, IT center	Workshop: Medical Recording Breastfeeding Cardiopulmonary Resuscitation(Adult,Neonate) Logical drug and lab test prescription Research method and article writing workshop	Before Official Beginning Of the Course	1 month
Outpatient Professional Clinics	Patients' visit, follow up, Medical Recording, performing out -patient Procedures, Responding to otherwards patient 's consulting	All 4 levels	During Residency period
In- patients Programs	Daily visits, Pre operative Preparation and Diagnostic Work ups, Post operative cares	All 4 levels	During Residency period
Operation Room	Participation in Performing Operations based on the Protocols (as Observer, contributor, or surgeon )	All 4 levels	Twice /week during residency Period
Adult and Neonatal ICU:	Acquiring adequate expertise in Adult Intubation, NG tube insertion, Hemodynamic Management	Last six months of 2 <sup>nd</sup> year	15 days
Forensic Medicine	Acquiring adequate Forensic Medical Knowledge regarding: Abortion specially criminal ones, hymen examination and repair	1 <sup>st</sup> year	
Anesthesiology	Acquiring adequate skills in CPR, Cut down, ABG interpretation, Pudendal Block Indications and Performance..	2 <sup>nd</sup> year	15days
Pathology	Participation In Pathologic slide reading and Female Reproductive tract Cancer Staging	2 <sup>nd</sup> year	30 days
Urology	Observation or contribution in Cystorhaphy, Ureteral Injury Repair, Urethral Diverticulum Repair, Different urologic –female genitalia Fistula Repairs, Urodynamics Study	3 <sup>rd</sup> year	30days
Infertility	Acquired knowledge and competency in Infertility Work up, Gaining information in IVF, IUI, and performing some procedures	3 <sup>rd</sup> year	30 days
Female ONCOLOGY	Acquiring adequate knowledge regarding female Reproductive Tract Malignancy, Staging, Basics of Chemotherapy, surgery and Palliative Medicine.	3 <sup>rd</sup> & 4 <sup>th</sup> year	60 days
Female Pelvic floor	Acquiring adequate knowledge	4 <sup>th</sup> year	30 days

<b>Dysfunction</b>	regarding female Pelvic Floor Physiology and Pathology, approach to treatment, and Follow ups, Urodynamics Study		
<b>Radiology</b>	Acknowledging basics of female Gynecologic Sonography, CT scan and MRI interpretation, Basics and Interpretation of Hysterosalpingography	1 <sup>st</sup> year and during the course	15 days in 1 <sup>st</sup> year
<b>Human Genetics</b>	Acknowledging Genetics Basics, specially Prenatal Genetic testing and interpretation...	2 <sup>nd</sup> year	15 days
<b>General Surgery</b>	<u>Observation of:</u> Different sites of body Lymphadenectomy Simple and Radical Mastectomy Breast Lumpectomy Partial and Total Colectomy Colostomy Pelvic Exenteration Excisional Biopsy Anoscopy Rectovaginal Fistula Repair Skin Graft Implantation Contribution in: Para centesis Infracolic Omentectomy CVP line Breast Abscess and Cyst Drainage Breast Fine Needle Biopsy Surgical Debridment Total Parenteral Nutrition	3 <sup>rd</sup> year	30 days

<p><b>Seyed-Hassan Emami-Razavi MD</b>  Secretariat of the Council for Graduate Medical Education</p> 	<p><b>Seyed Mansour Razavi MD</b>  Secretary of the Supreme Council for Medical Sciences Planning</p> 
 <p><b>Bagher Larijani MD</b>  Deputy for Education  Ministry of Health and Medical Education</p>	